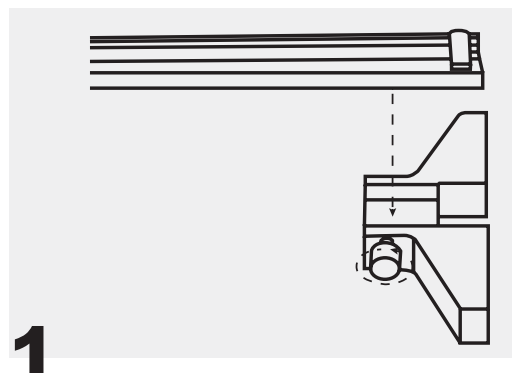


# CALIPER BASE INSTALLATION

FOR 303-1341 AND 303-1025

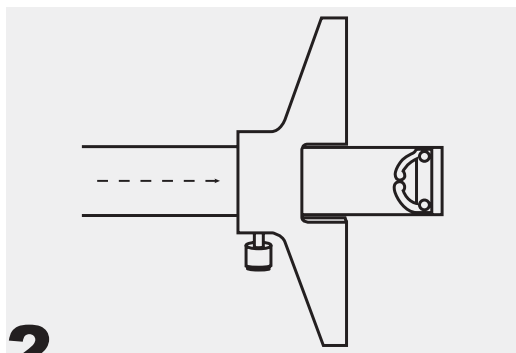


\*The new retaining clip is a spring clip



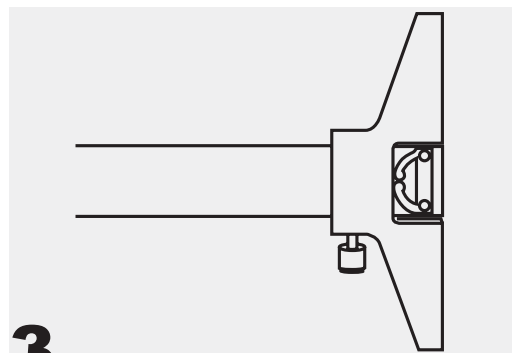
**1**

Loosen the thumb screw and install the depth base.



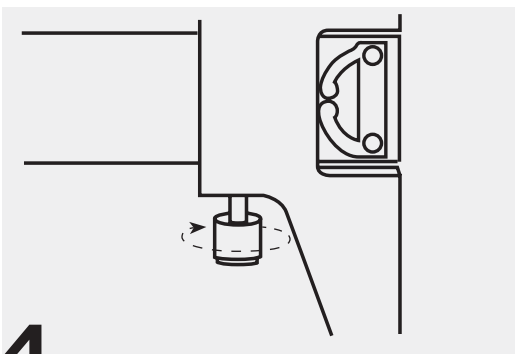
**2**

Slide the depth base forward, keeping pressure on the base and spring clip.



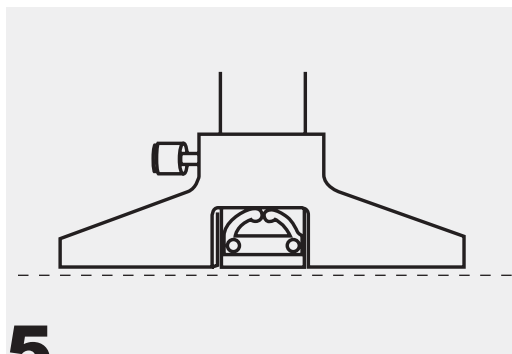
**3**

Align the base with the bottom of the caliper.



**4**

Tighten the thumb screw to keep it in place.



**5**

Once installed, check the depth base to be sure it is on the same plane as the end of the caliper.