

External Threading

Compatible Workpiece Materials



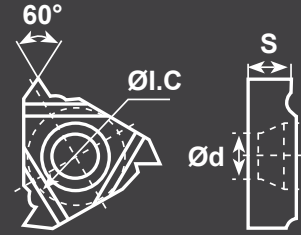
Steel



Stainless Steel



Cast Iron

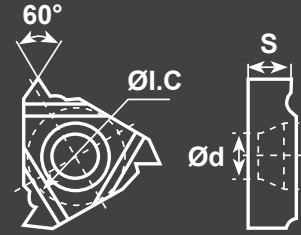


GRADE: YBG201

SKU#	ANSI#	S	ØI.C	Ød	START SPEED		
					P	M	K
424-1379	RT16.01W-A60	0.156	0.375	0.173	P Vc: 660sfm (520-790)	M Vc: 520sfm (390-660)	K Vc: 490sfm (360-620)
424-1380	RT16.01W-G60	0.156	0.375	0.173	P Vc: 660sfm (520-790)	M Vc: 520sfm (390-660)	K Vc: 490sfm (360-620)
424-1381	RT16.01W-AG60	0.156	0.375	0.173	P Vc: 660sfm (520-790)	M Vc: 520sfm (390-660)	K Vc: 490sfm (360-620)
424-1382	RT22.01W-N60	0.219	0.500	0.217	P Vc: 660sfm (520-790)	M Vc: 520sfm (390-660)	K Vc: 490sfm (360-620)
424-1392	RT16.01W-8UN	0.156	0.375	0.173	P Vc: 660sfm (520-790)	M Vc: 520sfm (390-660)	K Vc: 490sfm (360-620)
424-1393	RT16.01W-10UN	0.156	0.375	0.173	P Vc: 660sfm (520-790)	M Vc: 520sfm (390-660)	K Vc: 490sfm (360-620)
424-1394	RT16.01W-12UN	0.156	0.375	0.173	P Vc: 660sfm (520-790)	M Vc: 520sfm (390-660)	K Vc: 490sfm (360-620)
424-1395	RT16.01W-14UN	0.156	0.375	0.173	P Vc: 660sfm (520-790)	M Vc: 520sfm (390-660)	K Vc: 490sfm (360-620)
424-1396	RT16.01W-16UN	0.156	0.375	0.173	P Vc: 660sfm (520-790)	M Vc: 520sfm (390-660)	K Vc: 490sfm (360-620)
424-1397	RT16.01W-18UN	0.156	0.375	0.173	P Vc: 660sfm (520-790)	M Vc: 520sfm (390-660)	K Vc: 490sfm (360-620)
424-1398	RT16.01W-20UN	0.156	0.375	0.173	P Vc: 660sfm (520-790)	M Vc: 520sfm (390-660)	K Vc: 490sfm (360-620)
424-1408	RT16.01W-1.00GM	0.156	0.375	0.173	P Vc: 660sfm (520-790)	M Vc: 520sfm (390-660)	K Vc: 490sfm (360-620)
424-1409	RT16.01W-1.25GM	0.156	0.375	0.173	P Vc: 660sfm (520-790)	M Vc: 520sfm (390-660)	K Vc: 490sfm (360-620)
424-1410	RT16.01W-1.50GM	0.156	0.375	0.173	P Vc: 660sfm (520-790)	M Vc: 520sfm (390-660)	K Vc: 490sfm (360-620)
424-1411	RT16.01W-1.75GM	0.156	0.375	0.173	P Vc: 660sfm (520-790)	M Vc: 520sfm (390-660)	K Vc: 490sfm (360-620)
424-1412	RT16.01W-2.00GM	0.156	0.375	0.173	P Vc: 660sfm (520-790)	M Vc: 520sfm (390-660)	K Vc: 490sfm (360-620)
424-1413	RT16.01W-2.50GM	0.156	0.375	0.173	P Vc: 660sfm (520-790)	M Vc: 520sfm (390-660)	K Vc: 490sfm (360-620)
424-1414	RT16.01W-3.00GM	0.156	0.375	0.173	P Vc: 660sfm (520-790)	M Vc: 520sfm (390-660)	K Vc: 490sfm (360-620)
424-1415	RT16.01W-3.50GM	0.217	0.500	0.217	P Vc: 660sfm (520-790)	M Vc: 520sfm (390-660)	K Vc: 490sfm (360-620)
424-1416	RT16.01W-4.00GM	0.217	0.500	0.217	P Vc: 660sfm (520-790)	M Vc: 520sfm (390-660)	K Vc: 490sfm (360-620)
424-1420	RT16.01W-6.00GM	0.217	0.500	0.217	P Vc: 660sfm (520-790)	M Vc: 520sfm (390-660)	K Vc: 490sfm (360-620)
424-3523	RT16.01W-10STAC	0.156	0.375	0.173	P Vc: 660sfm (530-790)	M Vc: 530sfm (390-660)	K Vc: 490sfm (360-620)
424-3524	RT16.01W-12STAC	0.156	0.375	0.173	P Vc: 660sfm (530-790)	M Vc: 530sfm (390-660)	K Vc: 490sfm (360-620)
424-3526	RT16.01W-16STAC	0.156	0.375	0.173	P Vc: 660sfm (530-790)	M Vc: 530sfm (390-660)	K Vc: 490sfm (360-620)
424-3532	RT16.01W-8NPT	0.156	0.375	0.173	P Vc: 660sfm (530-790)	M Vc: 530sfm (390-660)	K Vc: 490sfm (360-620)

External Threading

Compatible Workpiece Materials



GRADE: YBG201

SKU#	ANSI#	S	ØI.C	Ød	START SPEED		
					P	M	K
424-3533	RT16.01W-11.5NPT	0.156	0.375	0.173	P Vc: 660sfm (530-790)	M Vc: 530sfm (390-660)	K Vc: 490sfm (360-620)
424-3534	RT16.01W-14NPT	0.156	0.375	0.173	P Vc: 660sfm (530-790)	M Vc: 530sfm (390-660)	K Vc: 490sfm (360-620)
424-3535	RT16.01W-18NPT	0.156	0.375	0.173	P Vc: 660sfm (530-790)	M Vc: 530sfm (390-660)	K Vc: 490sfm (360-620)

External Threading

Compatible
Workpiece Materials



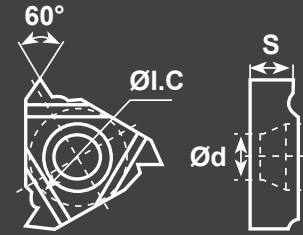
Steel



Stainless Steel



Cast Iron



GRADE: YBG202

SKU#	ANSI#	S	ØI.C	Ød	START SPEED		
424-1384	RT16.01W-G60B	0.139	0.375	0.157	P Vc: 660sfm (520-790)	M Vc: 520sfm (390-660)	K Vc: 490sfm (360-620)
424-1385	RT16.01W-AG60B	0.139	0.375	0.157	P Vc: 660sfm (520-790)	M Vc: 520sfm (390-660)	K Vc: 490sfm (360-620)